

Name: _____



Date: _____

Colour the dinosaur. Then, count the stars on the dinosaur, using finger paint.

How many? Circle
the correct number.

11
13

Write it.




Name: _____

Date: _____

Colour the dinosaur. Then, count the stars on the dinosaur, using finger paint.

How many? Circle
the correct number.



15

12

Write it.

A large, empty rectangular box with a thin black border, intended for the student to write the number of stars they counted on the dinosaur.

Name: _____

Date: _____

Colour the dinosaur. Then, count the stars on the dinosaur, using finger paint.


How many? Circle the correct number.

14

13

Write it.

--



Name: _____

Date: _____



Colour the dinosaur. Then, count the stars on the dinosaur, using finger paint.

How many? Circle the correct number.

14

12

Write it.



Name: _____

Date: _____

Colour the dinosaur. Then, count the stars on the dinosaur, using finger paint.

How many? Circle
the correct number.



11

15

Write it.

A large, empty rectangular box with small tick marks along all four edges, designed for a child to write the number of stars they counted.